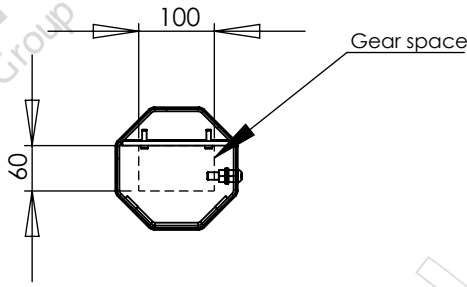
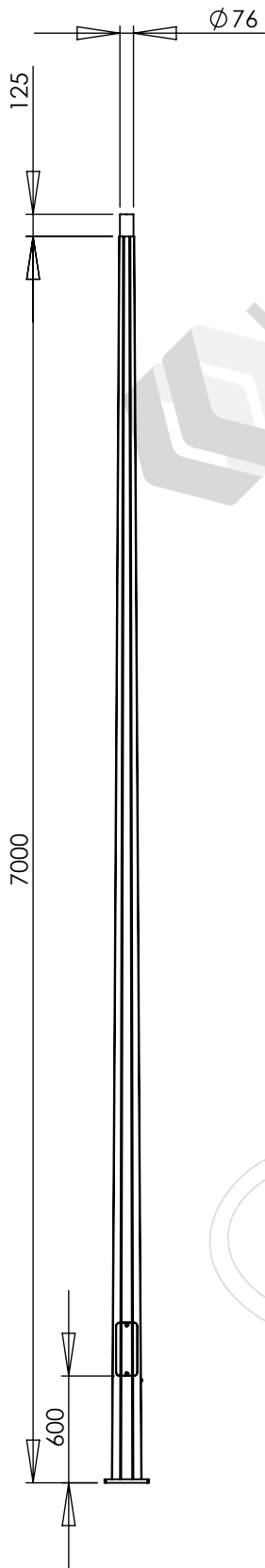
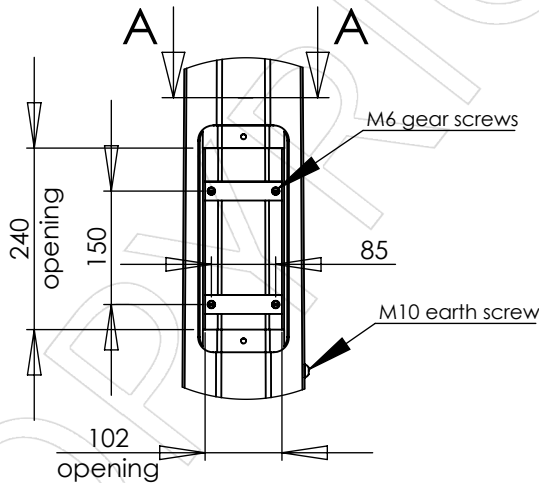


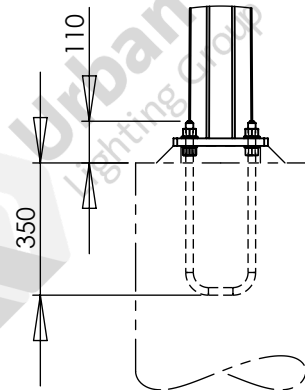
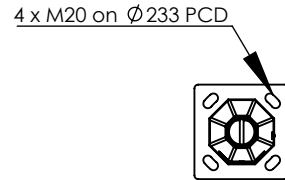
APPROVED BY: _____
 DATE : _____



SECTION A-A
SCALE 1 : 10



Typical gear arrangement



Notes:

1. Luminaires and cabling are not included unless specifically listed on the quotation.
2. See quotation for reinforcing cage and footing details

Designed and manufactured to:
 AS 1798 Lighting poles and arms - Preferred dimensions
 AS/NZS 1170.2 Structural design actions - Part 2: Wind actions
 AS 4100 Steel structures
 AS 4680 Hot-dip galvanized (zinc) coatings
 See DS-3040 for other design standards

Parts List					
ITEM NO.	PART NUMBER	DESCRIPTION	DRAWING NO.	Rev.	QTY.
1	FL7XL1	7.0m Tapered Octagonal Column	ADL-20824	2	1
2	UBA-M20X233	U-bolt Assembly, M20x233 PCD	ADL-20358	1	1

REV.	DESCRIPTION	DATE	BY
1	INITIAL ISSUE	2022-11-14	KG

FL7XL1 Column			
Colour:			
Luminaires allowed for: 0.6m ² 60kg Total Load			
Wind loads: Region A, TC 2		Ground loads: M* 8.60 kNm, V* 1.83 kN	
Weight: 79kg		DO NOT SCALE	



Urban Lighting Group
Innovative Streetscape Solutions

Urban Lighting Group Pty Ltd
 ABN 74 638 077 684
 28 National Drive, Hallam Victoria 3803
 T 1300 088 719
 email: sales@urbanlightinggroup.com.au

Drawing No. GA-10582
 Revision 1