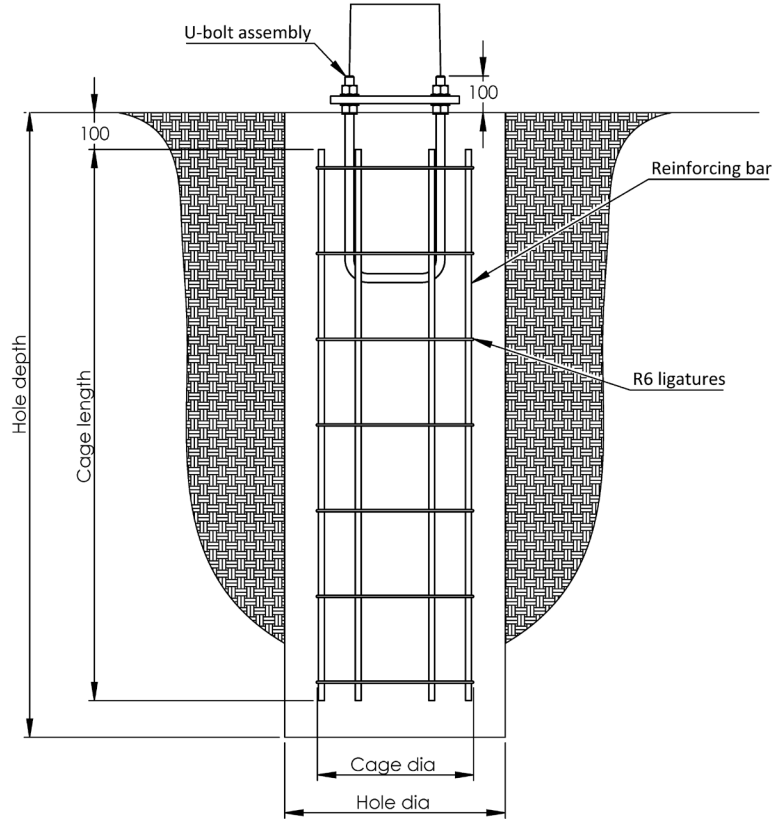


# Floodlighting

## Indicative Footing Details

### Standard Pipe Columns



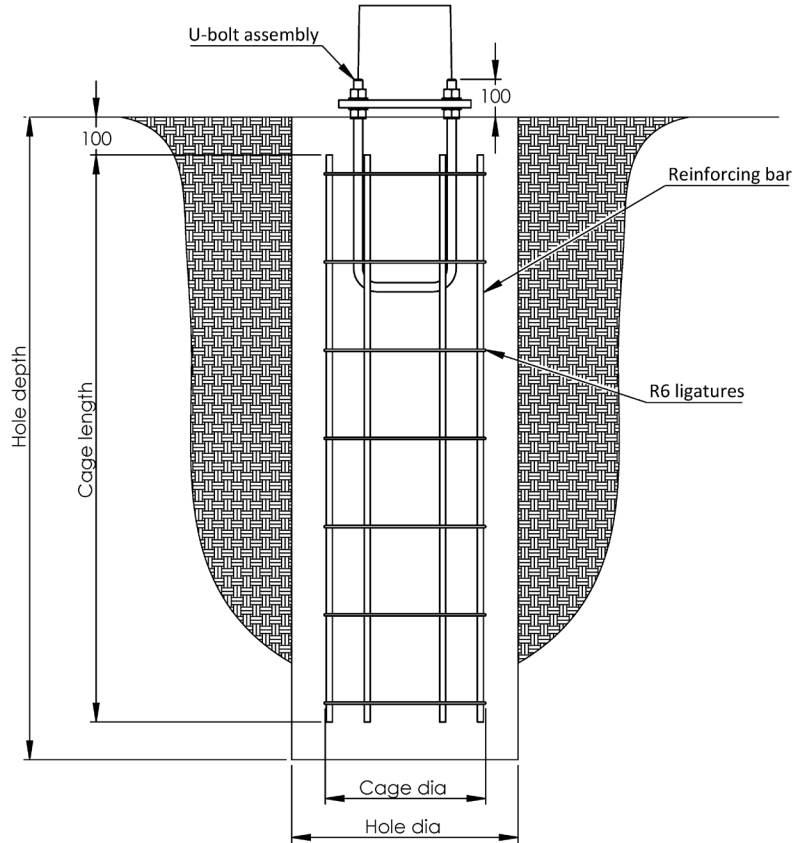
Pole model	Height	ULS moment M*	ULS shear V*	U-bolt	Cage	Hole diameter	Hole depth
FL3P80NB	3.0m	3.2kNm	1.2kN	UBA-M20X233	REO-320X800	450mm	1000mm
FL4P80NB	4.0m	3.1kNm	1.0kN	UBA-M20X233	REO-320X800	450mm	1000mm
FL4.5P80NB	4.5m	3.2kNm	0.9kN	UBA-M20X233	REO-320X800	450mm	1000mm
FL5P80NB	5.0m	3.1kNm	0.9kN	UBA-M20X233	REO-320X800	450mm	1000mm
FL5P90NB	5.0m	4.4kNm	1.2kN	UBA-M20X233	REO-320X800	450mm	1000mm
FL6P80NB	6.0m	3.0kNm	0.8kN	UBA-M20X233	REO-320X600	450mm	800mm
FL6P90NB	6.0m	6.0kNm	1.3kN	UBA-M20X233	REO-320X1000	450mm	1200mm
FL6.5P90NB	6.5m	4.3kNm	1.0kN	UBA-M20X233	REO-320X800	450mm	1000mm
FL8P100NB	8.0m	7.9kNm	1.5kN	UBA-M20x233	REO-320X1000	450mm	1200mm

Note: footing details shown are indicative only. A site assessment must be carried out by a qualified engineer in order to account for site specific factors such as wind loads, soil conditions and terrain category. This assessment is the responsibility of the installation contractor. Urban Lighting Group takes no responsibility for use of the footing details shown on this sheet.

# Floodlighting

## Indicative Footing Details

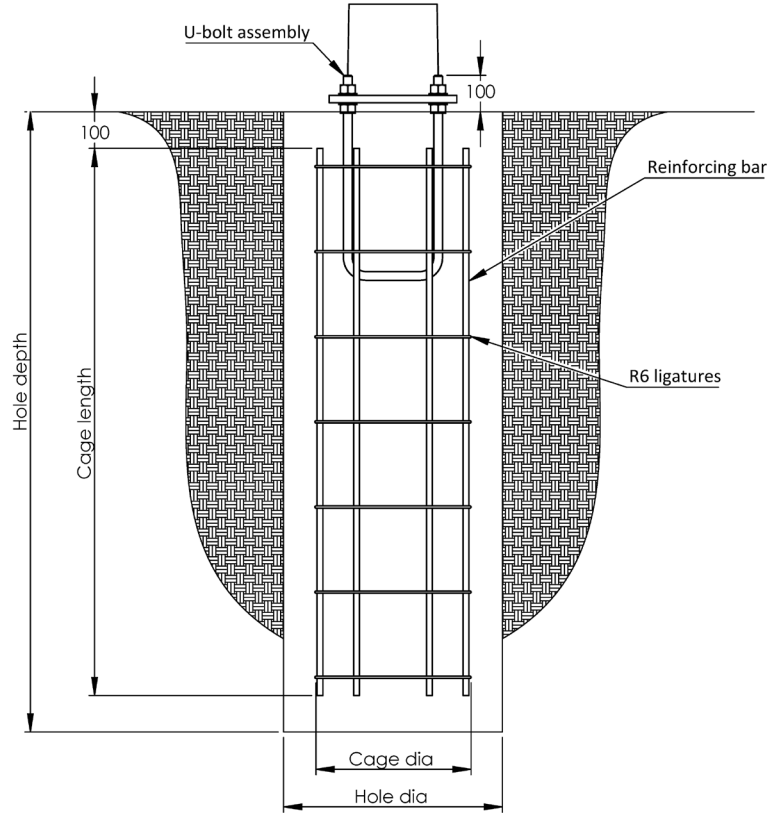
### Tapered Round Columns



Pole model	Height	ULS moment M*	ULS shear V*	U-bolt	Cage	Hole diameter	Hole depth
FL3XLR1	3.0m	2.4kNm	1.0kN	UBA-M20X233	REO-320X600	450mm	800mm
FL3.5XLR1	3.5m	3.0kNm	1.0kN	UBA-M20X233	REO-320X600	450mm	800mm
FL4XLR1	4.0m	4.6kNm	1.4kN	UBA-M20X233	REO-320X800	450mm	1000mm
FL4.5XLR1	4.5m	3.9kNm	1.2kN	UBA-M20X233	REO-320X800	450mm	1000mm
FL5XLR1	5.0m	7.1kNm	1.7kN	UBA-M20X233	REO-320X1000	450mm	1200mm
FL5.5XLR1	5.5m	5.4kNm	1.4kN	UBA-M20X233	REO-320X800	450mm	1000mm
FL6XLR1	6.0m	8.0kNm	1.7kN	UBA-M20X233	REO-320X1000	450mm	1200mm
FL6.5XLR1	6.5m	6.7kNm	1.5kN	UBA-M20X233	REO-320X1000	450mm	1200mm
FL7XLR1	7.0m	8.1kNm	1.6kN	UBA-M20X233	REO-320X1000	450mm	1200mm
FL8XLR1	8.0m	10.7kNm	1.9kN	UBA-M20X350	REO-470X1000	600mm	1200mm
FL9XLR1	9.0m	13.7kNm	2.1kN	UBA-M20X350	REO-470X1200	600mm	1400mm
FL10XLR1	10.0m	14.4kNm	2.1kN	UBA-M20X350	REO-470X1200	600mm	1400mm

Note: footing details shown are indicative only. A site assessment must be carried out by a qualified engineer in order to account for site specific factors such as wind loads, soil conditions and terrain category. This assessment is the responsibility of the installation contractor. Urban Lighting Group takes no responsibility for use of the footing details shown on this sheet.

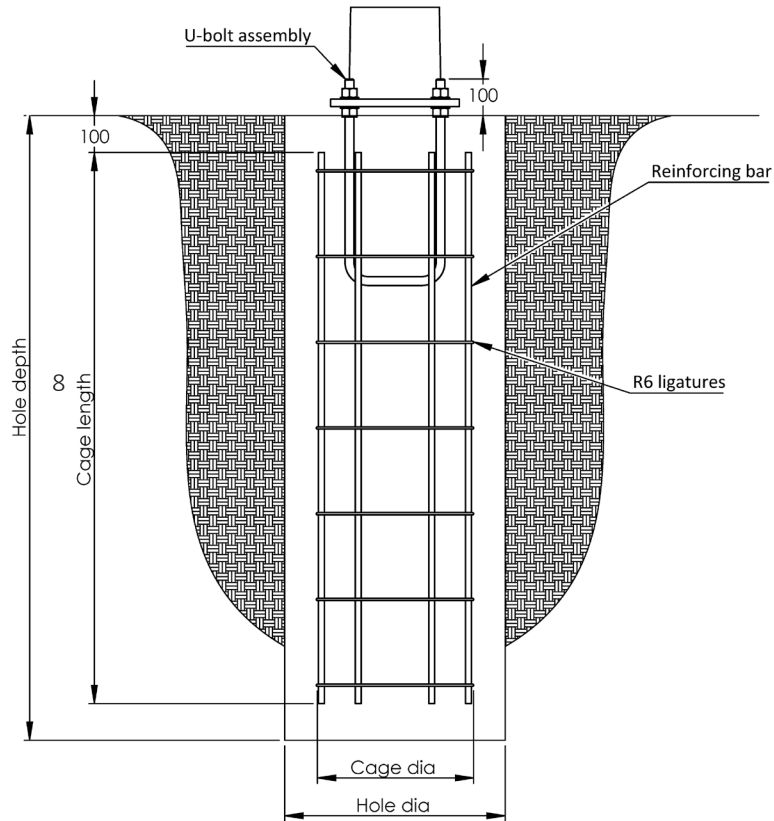
### XL and XXL series Tapered Octagonal Columns



Pole model	Height	ULS moment M*	ULS shear V*	U-bolt	Cage	Hole diameter	Hole depth
FL4XL1	4.0m	3.9kNm	1.3kN	UBA-M20X233	REO-320X800	450mm	1000mm
FL4.5XL1	4.5m	4.5kNm	1.4kN	UBA-M20X233	REO-320X800	450mm	1000mm
FL5XL1	5.0m	5.1kNm	1.4kN	UBA-M20X233	REO-320X800	450mm	1000mm
FL6XL1	6.0m	6.8kNm	1.7kN	UBA-M20X233	REO-320X1000	450mm	1200mm
FL7XL1	7.0m	8.6kNm	1.8kN	UBA-M20X233	REO-320X1200	450mm	1400mm
FL8XL1	8.0m	11.1kNm	2.1kN	UBA-M20X350	REO-470X1000	600mm	1200mm
FL8.5XL1	8.5m	11.9kNm	2.1kN	UBA-M20X350	REO-470X1200	600mm	1400mm
FL9XL1	9.0m	15.7kNm	2.7kN	UBA-M20X350	REO-470X1200	600mm	1400mm
FL10XL1	10.0m	17.8kNm	3.0kN	UBA-M20X350	REO-470X1400	600mm	1600mm
FL11XL2	11.0m	21.8kNm	3.5kN	UBA-M30X350	REO-470X1600	600mm	1800mm
FL12XL2	12.0m	25.7kNm	3.8kN	UBA-M24X350	REO-470X1600	600mm	1800mm
FL13.5XL2	13.5m	31.0kNm	4.1kN	UBA-M24X350	REO-470X1800	600mm	2000mm
FL15XXL2	15.0m	31.7kNm	4.1kN	UBA-M24X350	REO-470X1800	600mm	2000mm
FL15XL2	15.0m	40.2kNm	4.9kN	UBA-M30X350	REO-470X2000	600mm	2200mm
FL18XL2	18.0m	59.5kNm	6.4kN	FBA-4XM36X500	REO-620X2200	750mm	2400mm

Note: footing details shown are indicative only. A site assessment must be carried out by a qualified engineer in order to account for site specific factors such as wind loads, soil conditions and terrain category. This assessment is the responsibility of the installation contractor. Urban Lighting Group takes no responsibility for use of the footing details shown on this sheet.

### L and M series Tapered Octagonal Columns



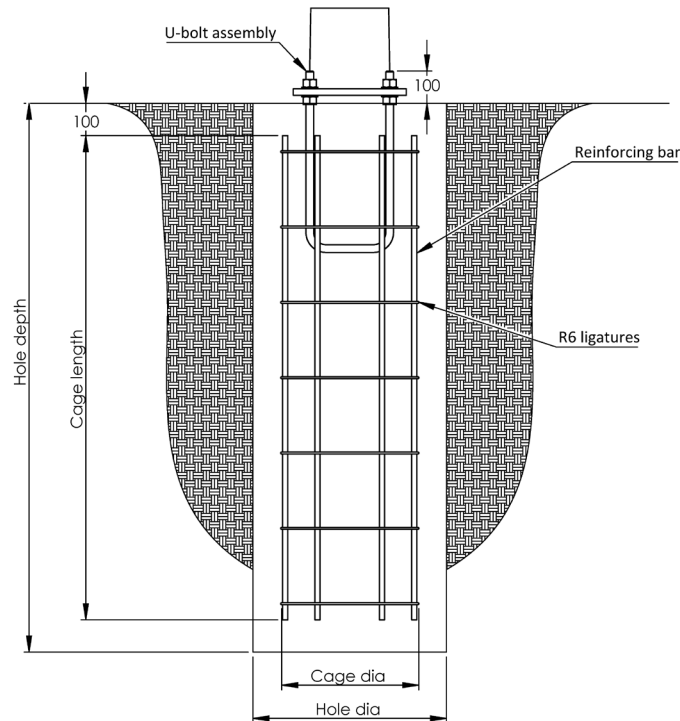
Pole model	Height	ULS moment V*	ULS shear V*	Bolts	Cage	Hole diameter	Hole depth
FL8L1	8.0m	19.5kNm	3.6kN	UBA-M24X350	REO-470X1400	600mm	1600mm
FL10L1	10.0m	27.2kNm	4.2kN	UBA-M30X350	REO-470X1600	600mm	1800mm
FL12L2	12.0m	38.2kNm	5.3kN	UBA-M30X500	REO-620X1800	750mm	2000mm
FL12M2	12.0m	48.1kNm	6.1kN	UBA-M30X500	REO-620X2000	750mm	2200mm
FL13.5L2	13.5m	52.6kNm	6.3kN	UBA-M30X500	REO-620X2000	750mm	2200mm
FL13.5M2	13.5m	58.5kNm	6.7kN	UBA-M30X500	REO-620X2200	750mm	2400mm
FL15L2	15.0m	55.2kNm	6.1kN	UBA-M30X500	REO-620X2000	750mm	2200mm
FL15M2	15.0m	72.0kNm	7.8kN	UBA-M30X500	REO-620X2400	750mm	2600mm
FL15H2	15.0m	95.7kNm	10.3kN	FBA-8XM30X650	REO-770X2600	900mm	2800mm
FL18L2	18.0m	82.2kNm	8.3kN	FBA-6XM30X525	REO-620x2600	750mm	2800mm
FL18M2	18.0m	118kNm	11.8kN	FBA-8XM30X650	REO-770X2800	900mm	3000mm
FL18H2	18.0m	136kNm	12.7kN	FBA-8XM30X650	REO-770X3000	900mm	3200mm

Note: footing details shown are indicative only. A site assessment must be carried out by a qualified engineer in order to account for site specific factors such as wind loads, soil conditions and terrain category. This assessment is the responsibility of the installation contractor. Urban Lighting Group takes no responsibility for use of the footing details shown on this sheet.

# Floodlighting

## Indicative Footing Details

### Square Columns



Pole model	Height	ULS moment M*	ULS shear V*	U-bolt	Cage	Hole diameter	Hole depth
FL3SQ100XL	3.0m	4.7kNm	1.9kN	UBA-M20X233	REO-320X800	450mm	1000mm
FL3.5SQ100XL	3.5m	5.7kNm	2.0kN	UBA-M20X233	REO-320X1000	450mm	1200mm
FL4SQ100XL	4.0m	6.2kNm	2.0kN	UBA-M20X233	REO-320X1000	450mm	1200mm
FL4.5SQ100XL	4.5m	6.8kNm	2.0kN	UBA-M20X233	REO-320X1000	450mm	1200mm
FL6SQ100XL	6.0m	6.1kNm	1.7kN	UBA-M20X233	REO-320X1000	450mm	1200mm
FL6SQ100M	6.0m	9.4kNm	2.1kN	UBA-M20X233	REO-320X1200	450mm	1400mm
FL8SQ100M	8.0m	8.4kNm	1.9kN	UBA-M20X233	REO-320X1200	450mm	1400mm
FL8SQ125M	8.0m	16.6kNm	3.1kN	UBA-M24X350	REO-470X1400	600mm	1600mm

Note: footing details shown are indicative only. A site assessment must be carried out by a qualified engineer in order to account for site specific factors such as wind loads, soil conditions and terrain category. This assessment is the responsibility of the installation contractor. Urban Lighting Group takes no responsibility for use of the footing details shown on this sheet.