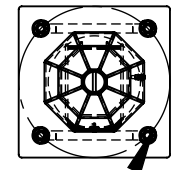
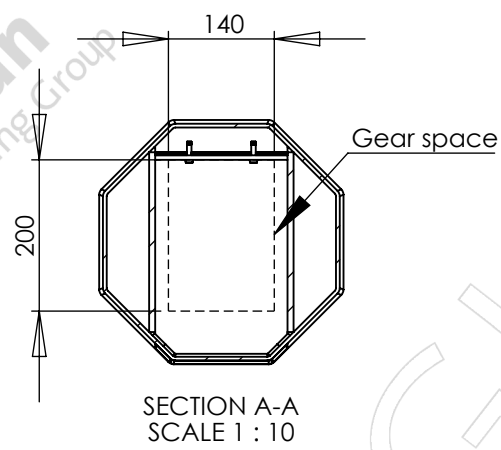
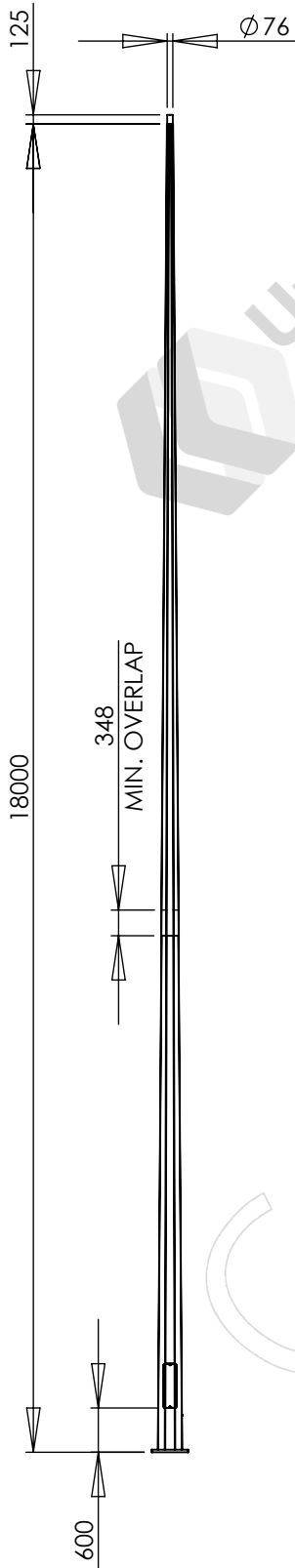
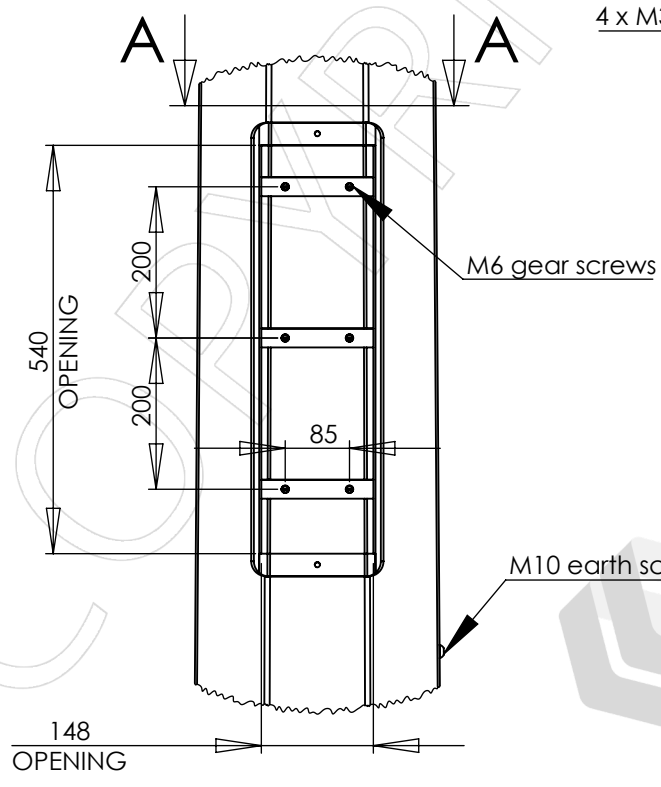


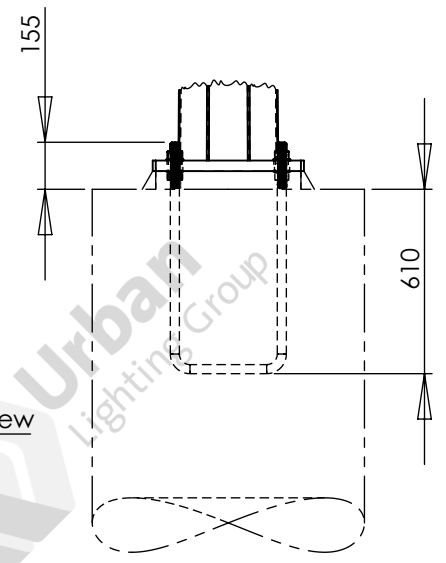
APPROVED BY: \_\_\_\_\_  
 DATE : \_\_\_\_\_



4 x M30 on  $\varnothing$ 500mm PCD



Typical gear arrangement



- Notes:
- Luminaires and cabling are not included unless specifically listed on the quotation.
  - See quotation for reinforcing cage and footing details

Designed and manufactured to:  
 AS 1798 Lighting poles and arms - Preferred dimensions  
 AS/NZS 1170.2 Structural design actions - Part 2: Wind actions  
 AS 4100 Steel structures  
 AS 4680 Hot-dip galvanized (zinc) coatings  
 See DS-3040 for other design standards

PARTS LIST					
ITEM NO.	PART NUMBER	DESCRIPTION	DRAWING NO.	REV.	QTY.
1	FL18XL2	COLUMN, 18.0m 2 SECTION 8 SIDED	ADL-20965	4	1
2	UBA-M30X500	U-BOLT ASSEMBLY, M30X500 PCD	ADL-20714	2	1

REV.	DESCRIPTION	DATE	BY	APP.
1	INITIAL ISSUE	2022-11-18	KG	KG
2	UPDATE COLUMN	2024-03-19	KG	ME

COLUMN, FL18XL2, 18.0m 2 SECTION 8 SIDED	
COATING:	
MAXIMUM LOAD: 0.6m <sup>2</sup> 60kg	
WIND REGION: A, TC 2	GROUND LOAD: M* 58.4 kNm, V* 6.24 kN
WEIGHT: 483kg	DO NOT SCALE

Urban Lighting Group  
 Innovative Streetscape Solutions

Urban Lighting Group Pty Ltd  
 ABN 74 638 077 684  
 28 National Drive, Hallam Victoria 3803  
 T 1300 088 719  
 email: sales@urbanlightinggroup.com.au

DRAWING NO. GA-10585  
 REVISION 2